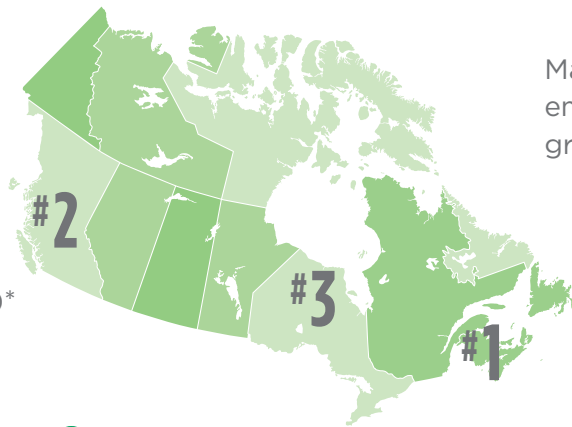


# By the Numbers: BC's Manufacturing Sector

Manufacturing sector's contribution to GDP in 2017\* **7.3%**

**174,000** manufacturing jobs in 2017\*

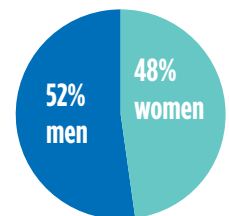
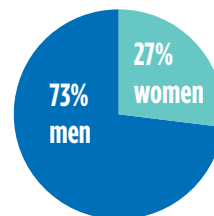
**2nd place** for manufacturing sales growth in Canada (2012-2017)\*



Manufacturing employment growth in 2017^ **+ 2.3%**

**>\$50 BILLION** in manufacturing sales in 2017\*

**Workforce employment by gender in 2015\*\***



manufacturing sector

provincial average

**Top manufacturing sales by sub-industry in 2017\***



**Softwood lumber exports in 2017^^**

US \$4.1B  
China \$1.06B  
Japan \$738M  
Other \$507M



**Top 5 agrifood and seafood export markets in 2016\*\*\***

US \$2.7B  
China \$407M  
Japan \$207M  
South Korea \$64M  
Hong Kong \$55M



**Pulp exports by market in 2017^^**

China \$2B  
US \$346M  
Japan \$267M  
Other \$700M

Sources:

\* Business Council of British Columbia, "B.C.'s Manufacturing Sector Is Growing... but Faces Competitiveness Challenges," Policy Perspectives, Vol. 25, Issue 1, March 2018.

^ Canadian Manufacturers & Exporters, 2017 Year in Review & 2018 Economic Outlook, February 2018.

\*\* WorkBC, Industry Profiles – Manufacturing, workbc.ca/Labour-Market-Information/Industry-Profiles/Manufacturing, accessed July 18, 2018.

^^ Trade and Invest British Columbia, Innovative, Sustainable: Forestry Products and Innovation, April 2018.

\*\*\* Trade and Invest British Columbia, Quality, Diversity: B.C.'s Agrifoods Sector, July 2017.

Visit [industryupdate.ca](http://industryupdate.ca) for a summary of the Business Council of British Columbia's 2018 report on BC's manufacturing sector.