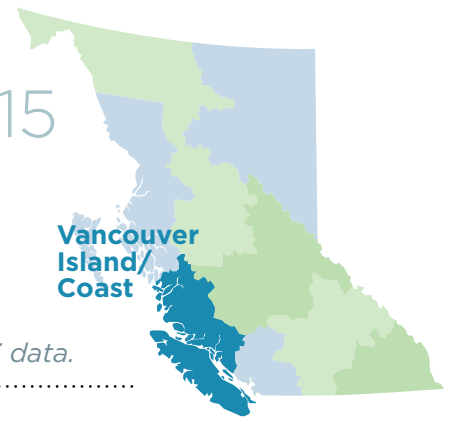


# CPABC *Regional Check-Up* 2015

## Vancouver Island/ Coast Development Region



All numbers are from 2014. Increases/decreases are in comparison to 2013 data.

### DEMOGRAPHICS:



Population:  
**784,006** residents

**2nd largest**

population after Southwest BC

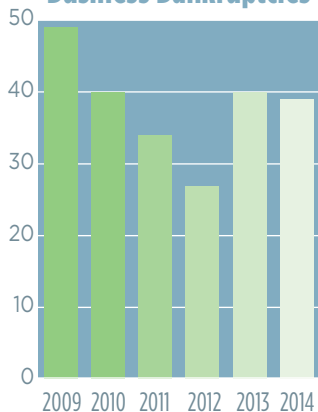
### INVESTING:



Home to  
approx. 900  
high-tech companies



### Business Bankruptcies



### WORKING:

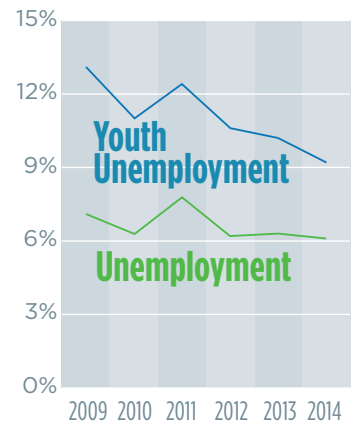


**Jobs:**  
**-10,200** (-2.8%)


**Goods:**  
**-100** (-0.2%)

**Services:**  
**-10,100** (-3.4%)

Lowest level since 2005



### LIVING:



### Educational Attainment:

**67.6%**  
of labour force  
has a post-secondary  
certificate/diploma  
or higher (2.0 ppt)

**#3** among all  
8 Development  
Regions

### Consumer Insolvencies:

3.8 per  
1,000 adult  
population, or **-2.6%**