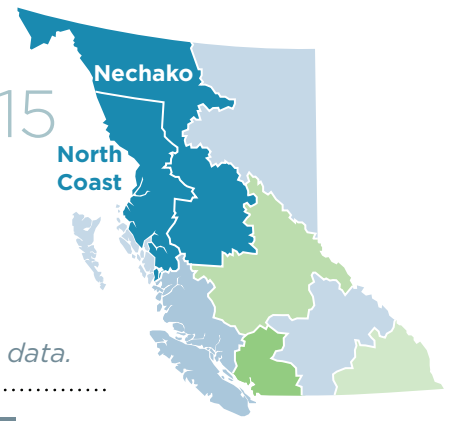


# CPABC Regional Check-Up 2015

## Northwest BC – North Coast and Nechako Development Regions



All numbers are from 2014. Increases/decreases are in comparison to 2013 data.

### DEMOGRAPHICS:



### Population:

North Coast: **57,173** residents  
 Nechako: **40,476** residents

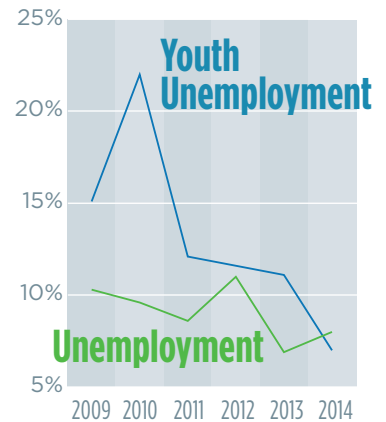
+ temporary/seasonal workers who do not reside in the region permanently

### WORKING:



**Jobs: -1,600** jobs  
 or **-3.9%**

caused entirely by losses in the services sector

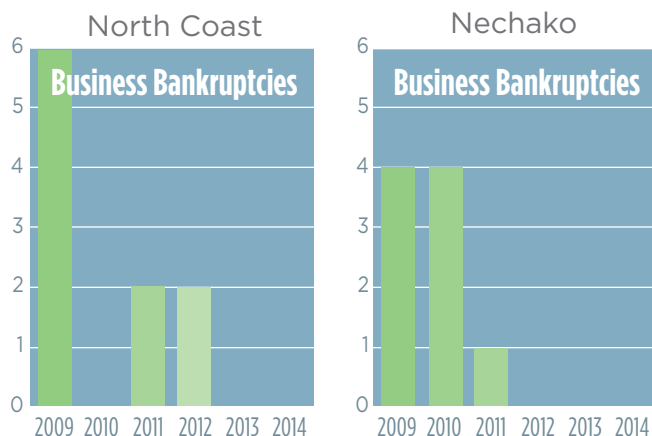


### INVESTING:



### Capital Investment:

North Coast: up by **26.0%** to **\$30.7** billion  
 Nechako: down by **1.0%** to **\$6.6** billion



### LIVING:



### Educational Attainment:

**54.1%** of labour force has a post-secondary certificate/diploma or higher (-1.8 ppt)

### Consumer Insolvencies:

North Coast: 1.1 per 1,000 adult population or **-8.3%**

Nechako: 2.3 per 1,000 adult population or **+15.0%**