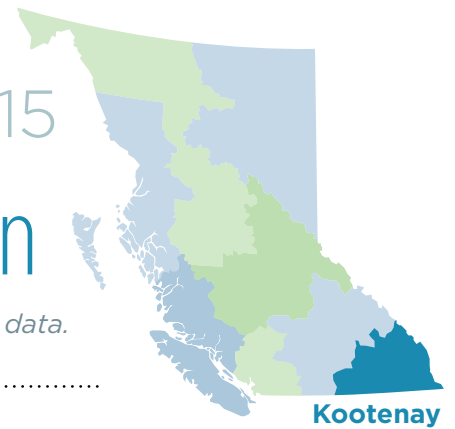


CPABC Regional Check-Up 2015

Kootenay Development Region

All numbers are from 2014. Increases/decreases are in comparison to 2013 data.



DEMOGRAPHICS:

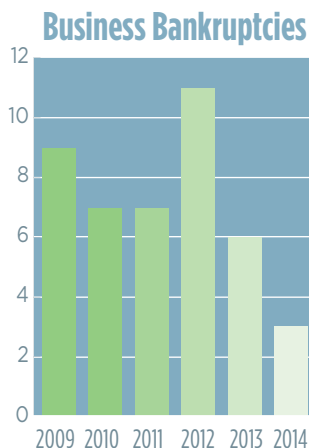
Population:
148,770 residents or **3.2%**
 of BC's population

+782 residents or **+0.5%**

INVESTING:

Capital Investment:
+26% to **\$2.1 billion**

(between 3rd quarter 2013
 and 3rd quarter 2014)



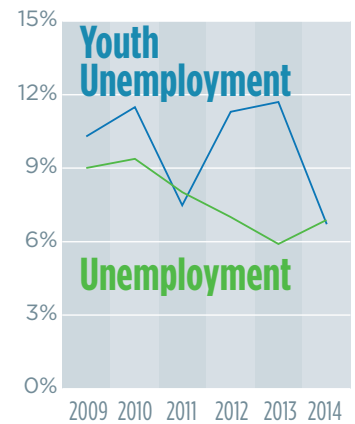
WORKING:

Biggest job loss
 among all 8
 Development Regions

Jobs:
-9,000 (-11.8%)

Goods:
-2,800 (-13.3%)

Services:
-6,100 (-11%)



LIVING:

Educational Attainment:
69.0% of labour force
 has a post-secondary
 certificate/diploma
 or higher (+11.4 ppt)

Jumped to
2nd place
 after Southwest BC

Consumer Insolvencies:
 unchanged
 at **3.3** per 1,000 adult
 population