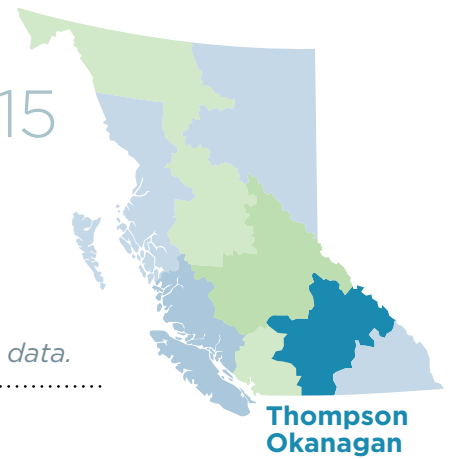


CPABC Regional Check-Up 2015

Thompson-Okanagan Development Region



All numbers are from 2014. Increases/decreases are in comparison to 2013 data.

DEMOGRAPHICS:



Population:
539,747 residents

3rd largest

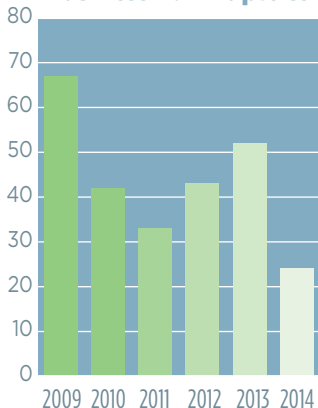
population after Southwest BC
and Vancouver Island/Coast

INVESTING:



Kelowna
non-residential
construction: **+14.5%**

Business Bankruptcies



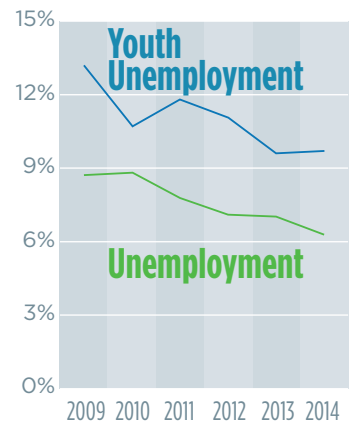
WORKING:



Jobs:
+2,400 (1.0%)

Goods:
-300 (-0.5%)

Services:
+2,700 (+1.5%)



LIVING:



Educational Attainment:
62.9% of labour force
has a post-secondary
certificate/diploma
or higher (-0.9 ppt)

Consumer Insolvencies:

3.4 per
1,000 adult
population, or **-8.1%**

